

Update procedure by OTA – P6 Life



Advantages of software update are:

- upgrade of the operating system from Android 4.2.2 Jelly Bean to Android 4.4.2 KitKat;
- new interface for the calling application;
- improved processing speed;
- remedy of minor bugs;
- addition of new functions like: printing, applications permits , anti-theft etc.
- improving the quality and stability of the GPS signal



WARNING! *The phone must be fully charged when you begin the initialization of the procedure.*



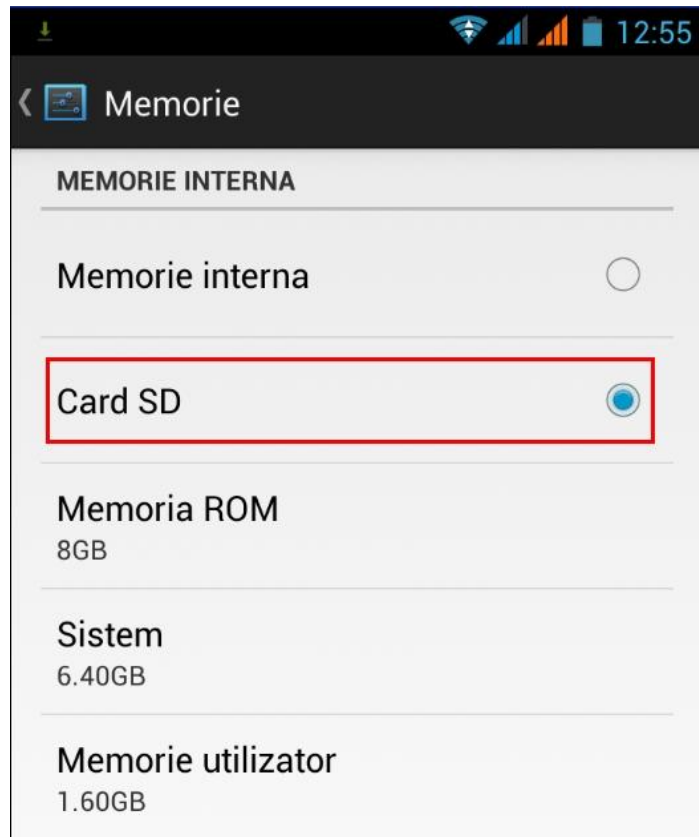
WARNING! *Under no circumstances you should interrupt the updating procedure.*



Updating software is an operation that is done on your own responsibility and by precisely following the steps outlined below.

To update the software version of the Allview smartphone P6 Life you need to do these steps:

1. Insert in the phone a microSD card with at least 2GB of free space and set it as the preferred location for installation as follows: Settings-> Memory -> check the SD card (as pictured below) and restart your device.

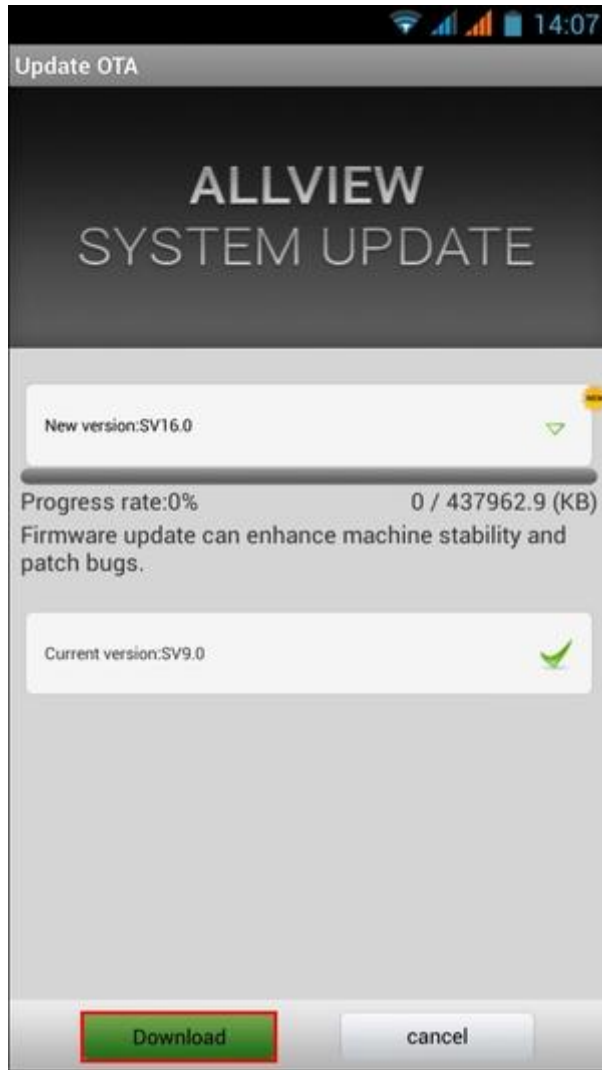


2. Connect your phone to a **Wireless network** .

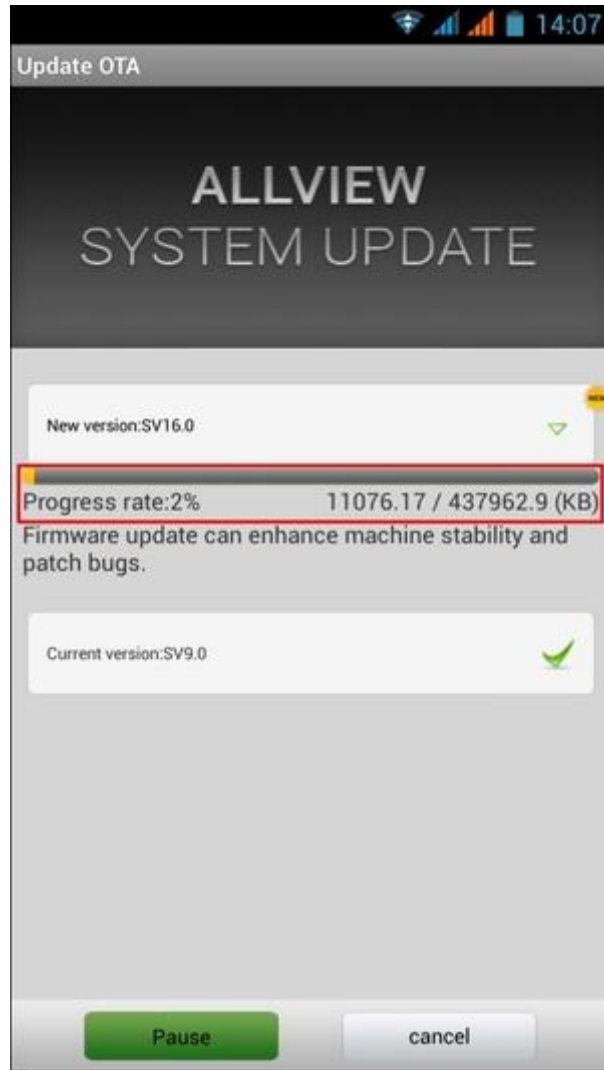
3. Open application “**Update OTA**” from the apps menu of the phone :



4. Application Update OTA has detected a new version of software (**SV16.0**). You choose the option - **Download**:



5. You wait for the new software to be downloaded into the phone .



6. After the complete download of the software , on the phone's screen will appear a message which inform you about this update :

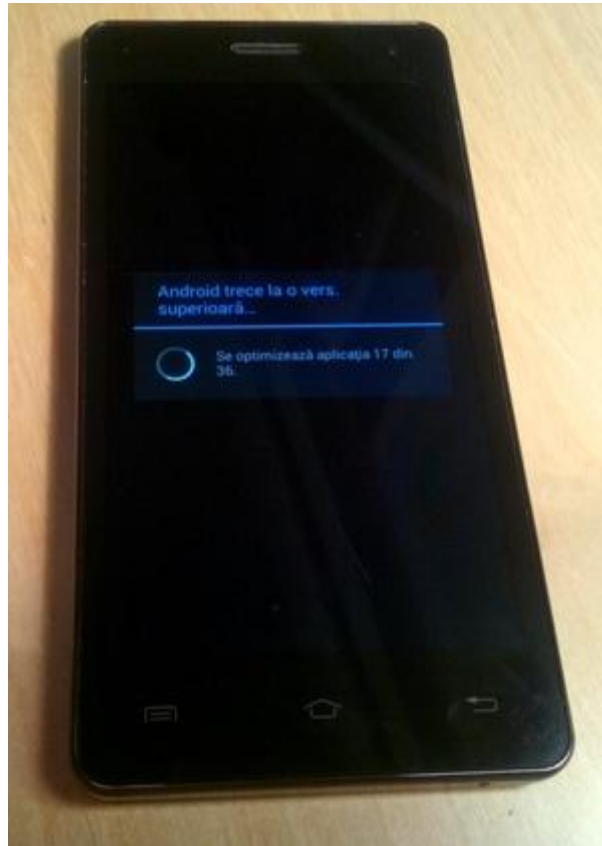


7. You select **Done** option . Phone will restart and will automatically begin the update procedure .



8. At the end of the process the phone will restart .

9. On your phone screen will appear this message : “ **Your Android is updating to a superior version** “



The update file from the microSD card will automatically be erased after the completion of the update procedure .



We recommend the Factory Reset setting after the update , to avoid any errors.



Warning! *Resetting your phone to Factory Reset settings leads to the complete erase of your personal information and apps installed in the phone .*